

Welcome to the Rising Stars End of the School Year Virtual Art Exhibit

The end of the school year Art Exhibit for the After School Art Program at Washington Community Center is now and has always been a true celebration of the hard work and determination of our budding artists.

This year, due to the Covid-19 pandemic, our art making sessions had to end abruptly. Some of the projects were left unfinished, however, because each project involves several steps, I've chosen to include some of the unfinished works in order to show some of the process. involved. It was my intent to include all work produced by every student. If any projects are not included in the slide presentation, I sincerely apologize.

I hope you will enjoy the amazing artwork created by all of the groups.

Special thanks to the Leroy Neiman Foundation and Good Tidings for providing our students with the beautiful Leroy Neiman Art Studio and for your continued support. We also would like to thank the Cornell Foundation for your support.

ENJOY THE SHOW!!!

Yvonne Lamar-Rogers
Resident Teaching Artist

GROUP 1 & 2 ART PRESENTATION

Grades K - 1

ART JOURNALS / SKETCHBOOK LINES & SHAPES COLLAGE COVER ART

Paper shapes were chosen to create colorful collages for the covers of art journals.

Cover stock, sketch paper, assorted collage paper, glue sticks.

"LANDSCAPE COLLAGE" PAINTED PAPER STUDIES

Young Artist learned primary and secondary colors along with color mixing by experimenting with acrylic paint and assorted tools. The painted paper was used for collage projects

Bristol board, acrylic paint, assorted collage paper, glue sticks, assorted painting tools.

"LITTLE PEOPLE" MIXED MEDIA SOFT SCULPTURE

DUE TO COVID-19, The artist creating the soft sculptures were not able to complete the project. They worked very hard on the project so I'm showing some of the steps prior to completion.

Group 1 experimented with various painting techniques to paint the foundation for their "Little People" soft sculptures. In making the faces, basic clay skills were learned.

Primed canvas, acrylic paint, polymer clay, assorted painting tools, clay tools, leather, assorted embellishments, Tacky glue.



ELIJAH



TAMEYA SOLOMON



KENDRICK





AUBRIE



MAYA



TAMIYA SOLOMON



HOPE





AUDREY




MARIAM





JANELLE





GREAT JOB GROUP 1 & 2!

THANK YOU

Mrs. Lamar

GROUP 3 ART PRESENTATION

Grades 1 & 2

Art Journals & Sketchbook: Connected Lettering Cover Art

Group 3 was challenged with creating abstract designs by connecting names, & color in a creative and interesting way.

Bristol board, cover stock, sketch paper, pencils, Sharpie markers, glue sticks.



Mixed Media Cityscapes Collage

Using paper painted during the painted paper studies, Group 3 created these colorful Cityscapes. The focus was on background, foreground and the horizon line. They also experimented with collage techniques and several watercolor techniques

Watercolor paint, water soluble oil pastels, watercolor pencils, Watercolor paper, assorted collage paper, heavy board, glue sticks.



Mixed Media Abstract Potted Flowers

Inspired by the art of African American Artist Kimmy Cantrell

After designing this project in their art journals, the class combined collage, painting and sculpture to create abstract potted flowers.

Mixed media paper, Model Magic, acrylic paint, canvas board, glue sticks, tacky glue.

KENNIYA SHAW



KATANA





NIAH




LAYLA






REBECCA TOLSON




LUCAS



LUCAS






MICHAEL



TALIA






KENNETH SHAW



MALAINI



PAESH



DAVID



KISANI



A stack of colorful wooden blocks, transitioning from blue and green at the top to yellow, orange, and red at the bottom, sits on a sandy beach. The background is a blurred view of the ocean and sky.

GOOD JOB GROUP 3!

THANK YOU

Mrs Lamar

GROUP 4 ART PRESENTATION

Grades 3rd & 4th

Art Journal / Sketchbook

Initials with line and shape cover art.

Cover stock, sketch paper, bristol board, pencils, Sharpie markers, glue sticks.

Mixed Media Collage/Painting

Inspired by the Art of African American Artist Jonathan Green

When creating these beautiful works of art, Group 4 learned design, background, foreground, middle ground & horizon line. Color mixing, various painting techniques, Collage. layering & overlapping. They also used paper painted in the painted paper studies.

Canvas panels, acrylic paint, assortment of paper, glue sticks..

Abstract Clay Mask


Inspired by the Art of African American Artist Kimmy Cantrell

Group 4 learned basic clay building techniques along with experimenting with a-symmetry

Polymer clay, acrylic paint, canvas panel, tacky glue.




Mya




Jeremiah Vera



Dajon




Blass




Quinne




Destiny - Group 4



Ahleanna




JORDAN




Yessica



Dylan H.



Edwin G.





GREAT JOB GROUP 4

Thank you !

Mrs. Lamar



GROUP 5 ART PRESENTATION

Grades 4th & 5th

Art Journal & Sketchbook

Initials designed with lines & shapes for cover art.
Cover stock, sketch paper, pencils, Sharpie markers, glue sticks

Sculptural Pens with Holders

Basic clay skills were learned to create sculptural clay pens that are an ongoing tradition with the Rising Stars. Each pen reflects the individual personality of the artist.

Polymer clay, clay tools, assorted embellishments




Stairway To Success Mixed Media Sculpture


After closely looking at and discussing several possible projects, Group 5 decided, by voting, that they wanted to build the stairway to success sculpture. They also incorporated words or phrases that represents their ideas of what success is and what's needed to achieve it.

Assorted boxes, Tacky glue, acrylic paint, ink pads, printing paper, assorted embellishments.






NOELLE MATHURIN






MARIAM CLAYTON



DOLCE




NAZAAYA





WILLIAM



BELLA





RAFAEL



ANGEL



BRANDI





GREAT JOB GROUP 5!

THANK YOU

Mrs. Lamar

Center Piece Project

Every year, for the past 13 years,
The Rising Stars have had the
honor of creating the
Centerpieces for the Annual Union
Settlement Spring Gala & Benefit.

This year Union Settlement
Association celebrated 125 years.
The children had just began
working on the centerpieces for
this very special celebration,
when all programming had to stop
due to the pandemic.

These are by no means complete,
but here is a sample of what the
students were working on.
Hopefully, we will be able to
complete them in the near future.



THANK YOU FOR COMING TO OUR SHOW!

Special thanks to the Leroy Neiman Foundation and Good Tidings for providing our students with our beautiful Leroy Neiman Art Studio and for your continued support. We also would like to thank the Cornell Foundation for your support. Last but not least, thanks to Union Settlement Association for many years of providing invaluable services to the East Harlem Community.

Yvonne Lamar-Rogers
Resident Teaching Artist
Slide presentation including all photography,
layout and text by Yvonne Lamar-Rogers.